



APEEJAY SCHOOL, PITAMPURA

PRE PRIMARY DEPARTMENT

CLASS- I

SESSION-2023-24



SUMMER VACATION: 13th May, 2023 to 3rd July, 2023. The school will reopen on 4th July, 2023.



SUMMER BREAK



Holiday is the time that we all eagerly wait for. The Holiday Homework for this summer vacation is designed for children to achieve the following :-

- ❖ **Fun and Learn**
- ❖ **Keep stress at bay**
- ❖ **Reconnect with the family**
- ❖ **Develop and nurture cognitive skills**
- ❖ **Train the mind to work faster and smarter**
- ❖ **Give wings to creativity**

SUMMER BREAK



SUMMER BREAK



“Parents are the child’s first and most important teacher.”

❖ You are the facilitators for the child at home.

Let the child complete his/her work independently and in his/her own handwriting.

❖ Keep a fixed time for the child to attempt a part of assignment daily.

❖ Stay connected and keep sharing pics, photo collages with 2-3 pictures or videos of your child engrossed in the mentioned activities.

SUMMER BREAK



SUMMER BREAK



PLETHORA OF ACTIVITIES

Let's make the vacation time fruitful and memorable!!
Here are some suggested fun filled activities to do with the family members.



WATERING THE PLANTS



HAPPY POT



LEMONADE



SPROUT SALAD



Reusable Bottles Garden

NOTE: Click pictures of your ward while performing any three activities and paste them in a scrap file.

SUMMER BREAK



THEME BASED LEARNING

- a) Read L-1 and 2 of Functional English Book.
- b) पाठ-२ और ३ पढ़ें तथा अ और आ की मात्रा का प्रयोग कर किन्हीं दस फलों और सब्जियों के नाम लिखकर चित्र बनाइए या चिपकाइए ।
(यह कार्य A-4 साइज़ की शीट पर करें)
- c) Attempt exercises given on Pages 37 to 48 in the Mathemagic Book (Part-1).
- d) Attempt 1 page of writing daily in the Cursive Writing book.
- e) पृष्ठ १ से ५ अपनी सत्य सुलेख पुस्तक में पूरा करें ।
- f) On an A4 size sheet, paste and write the names of places where we use computers.
- g) Attempt activity given on Pg 21,22 and 28 in 'Be An Artist' Art Activity Book.

Do the given work in 3-in-1 notebook.

- h) Read L-1,2 and 4 from the Thematic Learning Book and frame sentences with 5 words from each lesson.
- i) Revise and write Forward Counting from 1-100 and Backward Counting from 100-1.
- j) Write Number Names from 1 - 50.
- k) Write any 5 good habits and paste related pictures.

WORKSHEETS-Attempt the shared worksheets.



SAVE

OUR

EARTH

EXHIBITION PROJECT WORK

THEME
WEEPING ICEBERGS

LET'S KNOW MORE

Curiosity is the fuel for
DISCOVERY, INQUIRY & LEARNING.

“**click open**” the given links and stimulate your observation and thinking skills.









BOOKS ARE OUR BEST FRIENDS

“ Reading is dreaming with open eyes.”

- ★ Make bedtime reading a regular practice.
- ★ Parents may ask questions like “Did you like the story?” “Who was your favourite character in the story?” etc.
- ★ Some suggestive story/activity books are:-



LET'S SING AND LEARN

"Rhymes and songs are like rocket fuel for the child's development."

"**Click open**" your favourite rhyme, learn it and enjoy listening it with everyone at home.



Be the change

sing up day
14th March





Dear Parent

**Kindly help your ward to prepare
Exhibition Project Work allotted to
him/her according to his/her Roll No.**

Activity 1 (Roll No 1-5)

**Learn and write any one English/Hindi
poem based on Global Warming on a half
pastel sheet.**

Activity 2 (Roll No 6-10)

**On a half ivory sheet, Learn and write
about Global Warming and its causes.**

Activity 3 (Roll no 11-15)

**Learn and write Amazing Facts on Global
Warming on a half chart paper.**

Activity 4 (Roll no 16-20)

**Make a model on Global Warming
depicting its causes.**



Activity 5 (Roll no 21-25)

Make a model on ways to save the environment.

Activity 6 (Roll no 26-30)

Make a board game/word search game on Climate change.



Activity 7 (Roll no 31-35)

Make a poster on Global Warming and write a slogan based on it on an A4 coloured sheet.

Activity 8 (Roll no 36-40)

Write steps to prevent Global Warming on a half pastel sheet .Also paste related pictures.

Activity 9 (Roll no (41-45)

Do an experiment to measure sea level rise. Write the experiment on a chart paper and paste related pictures.



Activity 10 (Roll no 46-51)

Prepare a Trash or Recycling Game. Use pictures of different trash items and models of biodegradable and non biodegradable bins.



Note: All pastel sheets and ivory sheets must have nice and colourful borders.



THE CLIMATE IS CHANGING, SO SHOULD WE!

GO GREEN
STOP GLOBAL WARMING

We hope that the holiday homework will be completed with positive involvement of your ward.

Wishing all a happy and safe
SUMMER HOLIDAYS!

*Best Wishes
Class Teacher*