

**APEEJAY SCHOOL, SAKET  
NEW DELHI  
HOLIDAY HOMEWORK  
CLASS IV**



Dear children,

We are sure that all of you must be enjoying your holidays. You must have started making plans to visit your grandparents, relatives and friends, watching television during the day, taking a dip in the swimming pool and joining some activity classes with your friends.

We wish that you enjoy every minute of this long break with your family and friends. It will be great if you are able to find time to visit museums and monuments, learn new things, explore new areas near your house, play indoor and outdoor games , read as many story books as you can ,help your parents and grandparents, go for morning walk and play in the park in the evenings during your long summer break.

We are giving you a variety of fun-filled activities and worksheets which you can do during the noon time. Do them neatly and submit the worksheets to your teachers after the vacation.

Wishing all of you a very enjoyable and fun-packed summer break.

See you on Thursday, July 4, 2013.

Mrs. Anita Paul  
Principal

## **ENGLISH**



**Summer time is fun time. Enjoy this season by participating in lots of fun activities and spending more time with your family and friends. Here are some activities that will help you spend noon time in a very enjoyable way.**

**Design your own scrap book using paper and eco-friendly material. Be creative and use your imagination to design a beautiful cover too. Write your name and paste your own picture on the cover.**

**1. During your holidays try to read at least two story books from the list of books given below.**



**Rusty Runs Away-Ruskin Bond  
Treasure Island-R. L. Stevenson  
The Adventures of Tom Sawyer-Mark Twain  
Tiger in the tunnel-Ruskin Bond  
The Jungle Book-Rudyard Kipling**

Write a book report of the books in your story scrap book. The guideline for writing the report is given below.

### BOOK REPORT

Name of Book: \_\_\_\_\_

Author's Name: \_\_\_\_\_

Major Characters (and a description of each one) : \_\_\_\_\_

Summary of the book/story in your own words: \_\_\_\_\_

2. Tongue twisters are great fun. Try learning these tongue twisters and practice saying these as quickly as possible. We will be organizing an intra class tongue twister competition in the class after the summer vacation. So, learn these tongue twisters and come prepared.

- Fred fed Ted bread, and Ted fed Fred bread
- I thought a thought  
But the thought I thought was not the thought  
I thought I thought.
- Peter Piper picked a peck of pickled peppers.  
Did Peter Piper pick a peck of pickled peppers?  
If Peter Piper picked a peck of pickled peppers,  
Where's the peck of pickled peppers Peter Piper picked?
- Red leather, yellow leather.
- Red lorry, yellow lorry.
- Silly Sally swiftly shooed seven silly sheep.  
The seven silly sheep Silly Sally shooed
- What noise annoys a noisy oyster? A noisy noise annoys a noisy oyster.

Make at least **two more tongue twisters** with the help of your family members and write them in your scrap book.

3. Learn these two poems during the holidays. You may learn poems given in your text book also.

## The Land of Counterpane

~Robert Louis Stevenson



When I was sick and lay a-bed,  
I had two pillows at my head,  
And all my toys beside me lay  
To keep me happy all the day.  
And sometimes for an hour or so  
I watched my leaden soldiers go,  
With different uniforms and drills,



Among the bedclothes, through the hills;  
And sometimes sent my ships in fleets  
All up and down among the sheets;  
Or brought my trees and houses out,  
And planted cities all about.  
I was the giant great and still  
That sits upon the pillow-hill,  
And sees before him, dale and plain,  
The pleasant land of counterpane.

## WHERE GO THE BOATS?

- Robert Louis Stevenson



Dark brown is the river,  
Golden is the sand,  
It flows along forever,  
With trees on either hand.  
Green leaves a-floating,  
Castles of the foam,  
Boats of mine a-boating —  
Where will all come home?  
On goes the river,  
And out past the mill,  
Away down the valley,  
Away down the hill.  
Away down the river,  
A hundred miles or more,  
Other little children  
Shall bring my boats ashore.



4. Cut out five pictures from old magazines and newspapers and paste them in the scrap book. Write five words related to the pictures.

5. Visit the following websites **under the supervision and guidance of your parents** and enjoy playing grammar games with your family and doing grammar exercises whenever you have some time.

[www.eduplace.com/kids/hme/k\\_5/grammar/](http://www.eduplace.com/kids/hme/k_5/grammar/)

[www.loyolapress.com/voyages\\_in\\_english\\_2011\\_grade4\\_student](http://www.loyolapress.com/voyages_in_english_2011_grade4_student)

## **MATHEMATICS**

1. Learn tables from 2 to 16.

2. Collect information about any two Indian Mathematicians and their contribution to the subject. Paste their pictures also.

3. MAGIC SQUARE

By using every number between 1 and 16 complete the given number square so that every line, up and down, left to right and diagonal adds up to 34.

		<b>13</b>	
<b>15</b>			
		<b>3</b>	
	<b>11</b>		<b>16</b>

4. The number 45 is truly awesome. To get 45, you can add  $1+2+3+4+5+6+7+8+9$ . (Try it) You can also add other consecutive numbers to get 45.

Find four ways to make a sum of 45 with consecutive numbers.

2 numbers : \_\_\_\_\_ + \_\_\_\_\_ = 45

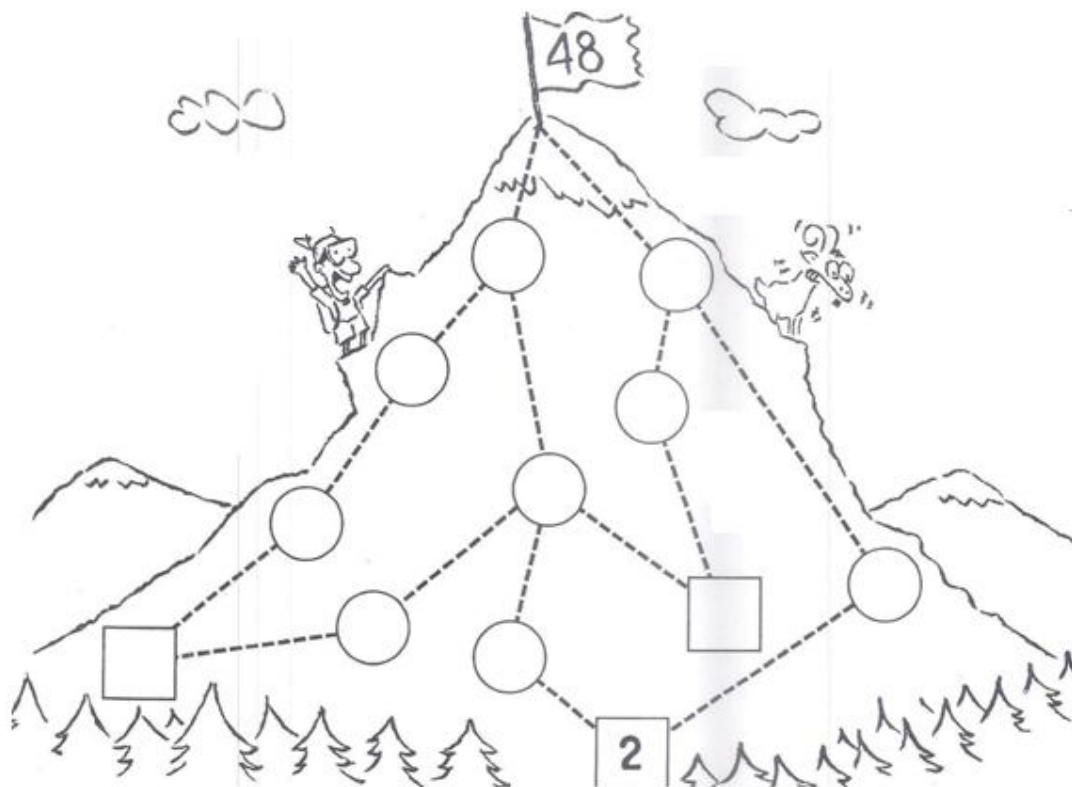
3 numbers : \_\_\_\_\_ + \_\_\_\_\_ + \_\_\_\_\_ = 45

4 numbers : \_\_\_\_\_ + \_\_\_\_\_ + \_\_\_\_\_ + \_\_\_\_\_ = 45


5 numbers : \_\_\_\_\_ + \_\_\_\_\_ + \_\_\_\_\_ + \_\_\_\_\_ + \_\_\_\_\_ = 45

5. Place the even numbers from 2 to 24 on the mountain trails. Follow the rules given below:


- Use each number only once
- The numbers on each of the six trails must add up to 48. (Three trails have four numbers. Three trails have three numbers.)
- Always start from a square at the bottom of the mountain and do not backtrack down the mountain.



6. Colour this gemstone using four colours. Remember no two neighbouring spaces can be of the same colour.



7. Cut out the seven triangles given below. You can paste them on a cardboard and then cut out also. Use these seven pieces to form:
- a) a triangle
  - b) a square





## **SOCIAL STUDIES**

1. On the political map of India, locate the desert region and stick some sand on it using fevicol.

Discuss with your family members about 'Life in desert region' and prepare a list of things you need to carry with you if you have to go and stay there for one week.

2. Write a short paragraph about 'Living near water bodies'.

Draw and colour pictures also.

3. Make a list of ten endangered animals and mention the wildlife sanctuaries in which they are found. Write about their habitats, food habits and explain why they have become endangered. Paste pictures/Draw pictures of these endangered animals.

## **SCIENCE**

Prepare a Science magazine on the theme "Environment"

Use coloured sheets to make your holiday homework Science magazine. Make a nice cover. Use your imagination and creativity. The content should be of 7-8 pages only.

Some of things that you could put in the magazine are:

1. Information about one famous environmentalist, his/her picture, and information about his/ her work.
2. News clippings and articles about the environment.
3. Some (3-4) amazing / Interesting facts.
4. Puzzles/riddles/jokes/thoughts about the environment.
5. Information about pollution in the River Yamuna or any other polluted place near your house. Visit the river or the polluted place with your parents and write about it in the magazine.
6. Write 5 things that you must keep in mind to keep the environment clean. Give your magazine a suitable title.

## COMPUTER

### 1. Answer the following:

- What is the full form of LOGO? \_\_\_\_\_
- What is the shape of the LOGO's Turtle? \_\_\_\_\_
- What do the letters BK stand for? \_\_\_\_\_
- What do the letters CS stand for? \_\_\_\_\_
- What do the letters FD stand for? \_\_\_\_\_
- What do the letters LT stand for? \_\_\_\_\_
- How can we exit from LOGO? \_\_\_\_\_

### 2. Find the words in the grid which are given in the word box.

COMPUTER	DESKTOP PC	TOWER PC	KEYBOARD
MOUSE	MONITOR	DVD	SCREEN
PRINTER	SCANNER	HEADPHONES	CABLES
LAPTOP	WORKSTATION	CD DRIVE	COMPACT DISC

V	D	U	K	C	A	B	L	E	S	T	Z	S	C	R	E	E	N	J	X
P	H	C	S	V	K	K	S	Q	O	V	Z	J	P	X	P	P	T	S	U
K	T	E	I	P	A	V	R	I	V	J	N	A	V	Y	C	F	C	F	O
U	H	H	D	B	S	Z	E	C	M	O	N	I	T	O	R	M	A	R	K
N	V	X	Y	D	T	J	K	A	R	A	F	E	L	O	Y	Z	W	O	Q
E	O	Q	P	V	S	C	A	N	N	E	R	U	I	N	W	Q	Y	Y	Z
V	U	L	P	D	F	R	E	N	N	O	I	T	A	T	S	K	R	O	W
I	V	M	O	M	K	I	P	C	O	M	P	U	T	E	R	U	R	C	U
R	V	A	L	L	Q	D	S	F	D	W	U	A	R	M	F	B	M	M	Y
D	Z	G	F	M	G	W	Z	E	R	T	U	U	P	L	C	E	N	P	M
D	E	X	C	X	Y	U	H	S	T	S	Y	M	O	S	P	O	S	W	R
C	P	F	I	V	S	I	I	X	L	T	G	C	T	Z	P	B	A	V	E
E	P	G	C	D	J	C	S	I	D	T	C	A	P	M	O	C	M	P	T
L	O	G	O	R	E	B	T	E	N	J	A	V	A	N	T	D	P	A	N
G	L	K	N	A	N	X	P	X	F	F	J	K	L	G	K	K	K	V	I
Z	K	Q	C	O	M	O	U	S	E	A	P	P	P	S	S	D	L	Z	R
K	N	W	J	B	R	K	B	H	O	Z	F	A	A	S	E	J	W	D	P
W	Q	L	W	Y	C	U	Y	V	G	D	F	T	A	Q	D	W	V	K	Y
C	E	J	S	E	N	O	H	P	D	A	E	H	C	P	R	E	W	O	T
G	B	Y	Q	K	A	S	L	M	B	I	Z	B	V	K	P	L	G	R	K

## ग्रीष्मावकाश गृहकार्य

### कक्षा चार (हिन्दी)

नोट - वर्कशीट को काटकर अपनी हिन्दी की नोटबुक में चिपकाइए और आवश्यकतानुसार चित्रों में रंग भी भरिए-

१. नीचे प्रत्येक बच्चे के हाथ में एक तख्ती है, जिस पर एक शब्द लिखा है। बच्चे को सही अनेक शब्द तक पहुँचाओ -



जो शिकार कर  
देखने योग्य  
शाक खाने वाला  
जिसका अंत न हो  
जो साथ पढ़ता हो  
हर दिन होने वाला



# मुहावरों को चित्र के साथ जोड़िए\_\_\_\_\_

पेट में चूहे कूदना



मोती जैसे अक्षर होना



मुँह में पानी आना




नौ दो ग्यारह होना



गले मिलना



प्रश्न ३. कुछ सर्वनाम शब्द हाथी के ऊपर बैठ गए हैं। तुम सर्वनाम शब्दों को नीचे उतार कर लिखो।



तुम खिलौना

वह उन्हें कमीज

आप मैं हम

पेंसिल उसे

बंदर आप

.....

.....

.....

.....

.....

.....

.....

.....

प्रश्न ४.

नीचे बनी वर्ग पहेली में कुछ शब्द लिखे हैं, जो दिए गए शब्दों के पर्यायवाची हैं। उन शब्दों को ढूँढ़कर लिखिए।

(शब्द ऊपर से नीचे ↓ तथा बाएँ से दाएँ → हैं।)

प्र	स	न	ता	की	न
रा	त	स	क	प	रे
जा	स	द	ली	त्र	श
खु	शी	न	भू	मि	का
वी	र	जि	च	गृ	ह
यो	द्धा	प	ल्ल	व	अ

आनंद "प्रसन्नता" .....

पता .....

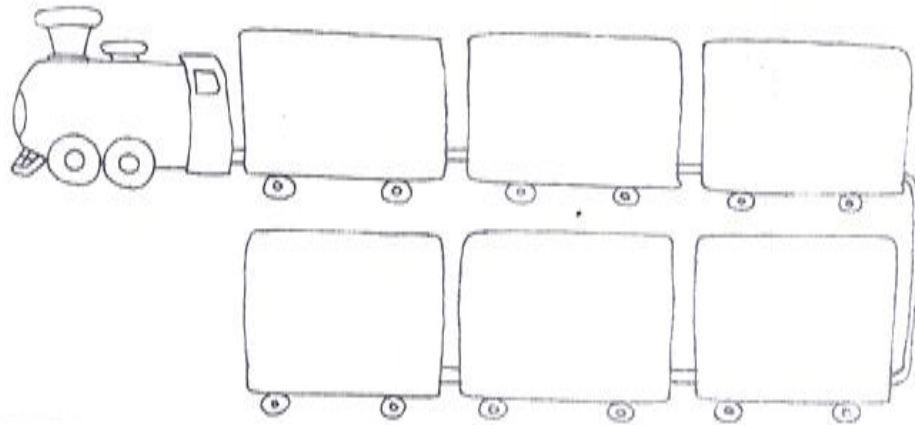
घर .....

सम्राट .....

बहादुर .....

प्रश्न ५. नीचे दिए गए शब्दों के जोड़े बनाओ और डिब्बों में बिठाओ।

ऊँट      बहन      कबूतर      घोड़ी      बाघ      हाथी  
 घोड़ा      हथनी      ऊँटनी      बाघिन      भाई      कबूतरी





प्रश्न ८

नीचे कुछ प्रसिद्ध लेखकों और उनकी रचनाओं के नाम दिए गए हैं, उन्हें रेखा से मिलाइए :

लेखक

कालिदास

तुलसीदास

सूरदास

प्रेमचंद

रविंद्रनाथ ठाकुर

महात्मा गाँधी

जवाहरलाल नेहरू

रचनाएँ

सूरसागर

डिस्कवरी आफ इंडिया

रघुवंश

मेरे सत्य के प्रयोग

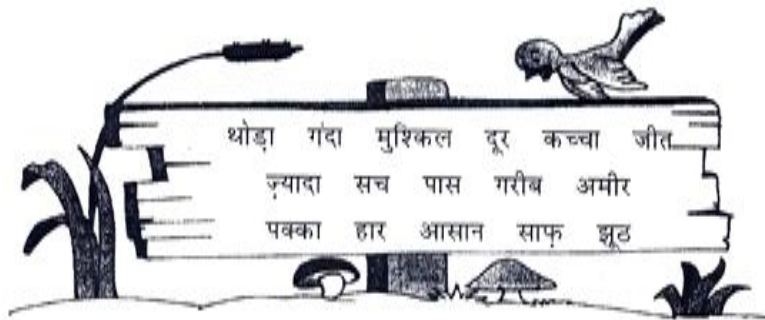
गोदान

रामचरित मानस

गीतांजलि



प्रश्न ९ नीचे लिखे शब्दों में से विलोम शब्दों के जोड़े बनाकर खाली जगह में लिखो।



.....

.....

.....

.....

८. कोई दो मनपसंद कहानियों की किताबें पढ़िए और नोटबुक में दिए गये निर्देशानुसार लिखिए -

कहानी का नाम -

प्रकाशक का नाम-

लेखक का नाम-

कहानी के पात्र जो मुझे अच्छे लगे-

६ दी गई दोनों कविताएं याद कीजिए और उन्हें अपनी नोटबुक में भी चिपकाइए \_\_\_\_\_



## फूल और काँटा



हैं जनम लेते जगह में एक ही,  
एक ही पौधा उन्हें है पालता।  
रात में उन पर चमकता चाँद भी,  
एक ही-सी चाँदनी है डालता।

मेह उन पर है बरसता एक-सा,  
एक-सी उन पर हवाएँ हैं बहीं।  
पर सदा ही यह दिखाता है समय  
ढंग उनके एक-से होते नहीं।

छेदकर काँटा किसी की उँगलियाँ,  
फाड़ देता है किसी का वर-वसन।  
और प्यारी तितलियों के पर कतर,  
भौर का है बेध देता श्याम तन।

फूल लेकर तितलियों को गोद में,  
भौर को अपना अनूठा रस पिला।  
निज सुगंधी औ' निराले रंग से,  
है सदा देता कली जी की खिला।

है खटकता एक सबकी आँख में,  
दूसरा है सोहता सुर-सीस पर।  
किस तरह कुल की बड़ाई काम दे,  
जो किसी में हो बड़प्पन की कसर।



— अयोध्या सिंह उपाध्याय 'हरिऔध'




## जिंदगी कैसे चलेगी



पेड़ सहकर धूप खुद  
देते सभी को छाँह अपनी।  
मदद करने को बढ़ाते,  
डालियों सी बाँह अपनी।  
खींचते रहते निरंतर  
ये हवा गंदी हमारी।  
है हमें मिलती इन्हीं से  
प्राण वायु विशुद्ध सारी।  
सींचते धरती हमारी  
बादलों को भी बुलाते।  
जल बरसता खेत उपवन,  
वन सभी हैं लहलहाते।

जाएँ उनको काटते ही  
तो मिलेगी छाँह कैसे?  
मदद करने को बढ़ेगी  
डालियों सी बाँह कैसे?  
और लेने साँस को फिर  
प्राण वायु कहाँ मिलेगी?  
प्राण वायु नहीं मिली  
तो जिंदगी कैसे चलेगी?



—द्वारिका प्रसाद माहेश्वरी