

**APEEJAY SCHOOL, SAKET
NEW DELHI
HOLIDAY HOMEWORK
CLASS III**



Dear children,

We are sure that all of you must be enjoying your holidays. You must have started making plans to visit your grandparents, relatives and friends, watching television during the day, taking a dip in the swimming pool and joining some activity classes with your friends.

We wish that you enjoy every minute of this long break with your family and friends. It will be great if you are able to find time to visit museums and monuments, learn new things, explore new areas near your house, play indoor and outdoor games , read as many story books as you can ,help your parents and grandparents, go for morning walk and play in the park in the evenings during your long summer break.

We are giving you a variety of fun-filled activities and worksheets which you can do during the noon time. Do them neatly and submit the worksheets to your teachers after the vacation.

Wishing all of you a very enjoyable and fun-packed summer break.

See you on Thursday, July 4, 2013.

Mrs. Anita Paul

Principal

ENGLISH

1. One is never alone when one is with books. Sitting in your room with your book you could go off to far away places, meet all kinds of people, animals, birds and even fairies. What fun! Reading will teach you many new words. You will write better and speak well. Read books to discover lots of new things!!



Read atleast two story books out of the list of books given below.

- a. The Enormous Crocodile
- b. Charlie And The Chocolate Factory
- c. Enid Blyton series
- d. Thumbelina

Do the following exercises on a seperate sheet/sheets-

- Draw your favourite character.
- Pick out 5 new words you have come across in your story book.
- Arrange these words in alphabetical order.

Parents, please continue to encourage your child to read. Here are a list of sites you can use to encourage reading.

<http://www.bookadventure.com>

<http://www.magickeys.com/books>

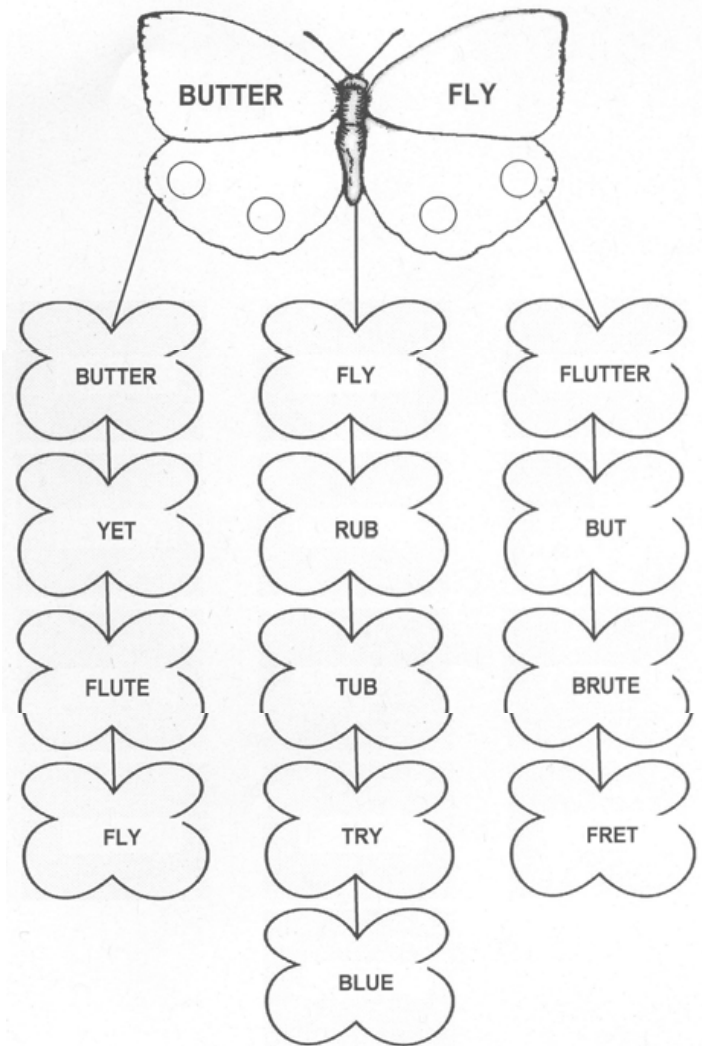
2. Click pictures of yourself doing various activities at home showing your contribution in helping your mother/father and paste them on a pastel sheet .Write 3-4 lines for each activity saying why you like doing it.
3. Visit any one of the following places with your family:
 - Zoo
 - Any monument
 - Children's park

Write 6-8 sentences on what you saw there and draw a related picture on an A-4 size sheet. You can also click photographs of your visit with your family and stick them alongside to make it more interesting.

4. Lets have 'Fun with words'. Make as many 3, 4 or 5 letter words as you can from one word. Place these words neatly on a cutout and hang them under the beautiful coloured and decorated cutout of the main word. Admire your creativity being transformed into an amazingly gorgeous mobile for your class. Choose any one word from the list below. (an example is illustrated for you)

WORDS

- | | |
|-----------------|----------------|
| 1. BUTTERFLY | 7. CAULIFLOWER |
| 2. HIPPOPOTAMUS | 8. SUNFLOWER |
| 3. CROCODILE | 9. SNOW WHITE |
| 4. TORTOISE | 10. BLACKBERRY |
| 5. PINEAPPLE | 11. CHOCOLATE |
| 6. WATER MELON | 12. CINDERELLA |



7. Rhyme and Rhythm

Learn the following poems and paste them in your English notebook.

THE GENERAL STORE

Some day I'm going to have a store,
 With a tinkly bell hung over the door,
 With real glass cases and counters wide,
 And drawers all spilly with things inside.

There'll be a little of everything,
 Bolts of calico; balls of string;
 Jars of peppermint, tins of tea,
 Pots and kettles and crockery.
 Seeds in packets, scissors bright,

Kegs of sugar, brown and white.

Sarasaparilla for picnic lunches,

Bananas rubber boots in bunches.

I'll fix the window and dust each shelf,

And take the money all my self.

It will be my store and I will say,

"What can I do for you today?"

-Rachel Field

WHAT'LL I BE



Tinker, tailor,

Soldier, sailor,

Rich man, poor man,

Beggarman, thief,

And what about a cowboy,
Policeman, Jailor,
Engine-driver
Or Pirate Chief?

What about a Postman,
or a keeper at Zoo?
What about the circus man
who lets the people through?

And the man who takes pennies
for the roundabouts and swings?
Or the man who plays the organ,
and the other man who sings?

What about the Conjuror
with rabbits in his pockets?
What about a Rocketman
who's always making rockets?

Oh, there's such a lot of things
to do and such a lot to be,
That there's always lots of cherries
oh my little cherry tree!

-A.A. Milne

MATHEMATICS - CLASS III



1. Learn the tables from 1 to 10.
2. Make a mini Mathematics dictionary using waste paper or old greeting cards.
Pick up 10 words used in Mathematics and write them down along with their meaning.
(You may refer to your mathematics book)

3. A code is a way of writing a message in secret.
Each letter of the alphabet is replaced by a number.

A-1 B-2 C-3 D-4 E-5 F-6 G-7 I-8.... Z-26

So if you want to write

I am a good student.

You will write your secret message as:

8 1 13 8 7 15 15 4 19 20 21 4 5 14 20.

I A M A G O O D S T U D E N T.

Please write 5 secret messages for your family members and let them try and find out your hidden message.

Write down these coded messages in your mathematics notebook.



4. Number game: Make a set of cards for numbers 0 to 9.

You can write down the numbers 0 to 9 on a piece of paper, cut them out and paste them on some old playing cards. Use 3 cards to make a total of 20 or any other number of your choice. Play this number game with your family members during your summer holidays.

SOCIAL STUDIES

Prepare a colourful travel booklet using pastel sheets and other decoration material about one of the cities mentioned in the list given below:

- Delhi
- Mumbai
- Chennai
- Kolkata

Take help from your family members to collect and paste pictures and to write about the places of tourist interest, food, climate and languages commonly spoken by the people living in that city.

SCIENCE

Use coloured sheets to make your holiday homework science file. Make a nice cover. Use your imagination and creativity. The content should be of 7- 8 pages only.

1. 'Health is wealth'- To ensure the general health of your family, you should make sure to increase the intake of water . Suggest five measures to take water in different ways during the day. Write the recipe of two such health drinks. Take help from your parents to write the recipes. Make them during the holidays and enjoy with your family.
2. Choose a day to visit a snack bar or a fast food joint, ask for your favourite snack. Ask the chef to name five main ingredients used to prepare the snack. Come home and write them down in the table given below .

| Name of ingredient | Nutrient present | Healthy or not |
|--------------------|------------------|----------------|
| | | |
| | | |
| | | |
| | | |
| | | |

Observe the third column. Do you think you had a balanced meal? Give reasons for your answer.

3. Watch Discovery / Animal Planet channels every week and prepare a detailed project about any 2 animals / birds with the help of your family members.

COMPUTER

1. Riddle Time


Which Key am I ?

1. I help you go to the beginning of the next line. _____
2. I help you to write in capital letters. _____
3. I am the longest key on the keyboard. _____
4. I help you erase anything typed on the left side of the cursor. _____
5. I help you to give blank space between letters or numbers _____

Which tool am I ?

1. I can draw a circle. _____
2. I can fill colour in an enclosed figure. _____
3. I can spray colours. _____
4. I can make the figure look bigger than its actual size. _____
5. I can write name. _____

2. Fill the cross-word using the clues given below.



Across

- 1 Save a file
- 4 Change the style of text
- 5 Change the size of the text
- 6 Write in capital letters
- 7 Make the text slant
- 9 Underline the text

Down

- 2 Close Ms Word
- 3 Make the text thicker
- 4 Change the colour of the text
- 8 Open a file

3. In MS-Word write 8 to 10 lines on any one of the following topic and paste the printout in your computer notebook.

- 1. My Best Friend
- 2. My Favourite Sport
- 3. My School

The text should be of –


- Font Size -16
- Font Style- Calibri / Georgia
- Font Colour- Red / Blue
- Heading – Underline, Bold, Italic

ग्रीष्मावकाश गृहकार्य

कक्षा तीन (हिन्दी)

नोट-वर्कशीट को काटकर अपनी हिन्दी की नोटबुक में चिपकाइए और आवश्यकतानुसार चित्रों में रंग भी भरिए-

१. आपके परिवार में कौन-कौन है ? लिंग के आधार पर उचित स्थान पर लिखिए-





















२. कहानी पूरी कीजिए -

नदी किनारे जामुन एक पेड़ था। पेड़ एक बंदर रहता था। नदी एक मगरमच्छ था। दोनों बड़ी दोस्ती थी। बंदर मगरमच्छ मीठे-मीठे जामुन देता था। एक दिन मगरमच्छ पत्नी बोली, 'तुम्हारे दोस्त कलेजा तो बड़ा मीठा होगा। मुझे उसका कलेजा लाकर दो।' मगरमच्छ बहाना बनाकर बंदर अपनी पीठ बिठाकर ले चला। बीच नदी पहुँचकर उसने बंदर पूरी बात बताई। बंदर बोला, "मेरा कलेजा तो पेड़ लटका है।" मगरमच्छ उसे वापिस नदी किनारे ले आया। बंदर कूदकर पेड़ चढ़ गया और उसकी जान बच गई।

3

इन टॉफियों में उलटे अर्थ वाले शब्द इधर-उधर बिखर गए हैं, उन्हें सही ढंग से लिखिए-

| | | |
|--|--|--|
|  |  |  |
|  |  |  |
|  |  |  |
|  |  |  |
|  |  |  |
|  |  |  |

४. शब्द सीढ़ी

संकेतों की सहायता से विलोम शब्द लिखकर शब्द-सीढ़ी पूरी करो।

संकेत

सीधे

1. गंदा का विलोम
2. परिश्रमी का विलोम
3. अंधकार का विलोम
4. सरल का विलोम
5. गरीब का विलोम



अ

क

आ

फ

नीचे

1. डरपोक का विलोम
2. पाताल का विलोम
3. उत्तर का विलोम
4. मजबूत का विलोम
5. उदय का विलोम

२.




संकेत देखकर शब्द-पहेली भरो।

| | | | | |
|----------|----|---------|---------|--------|
| 1 भा | 2 | 3 | 4 व | |
| | म | ब | | 5 आ |
| 6 | णी | 7 ला | 8 धा | |
| 9 कां | | | 10 | र |

संकेत — बाएँ से दाएँ

- 1 हमारे देश का नाम
- 4 साल
- 6 आवाज़
- 8 जिससे कपड़े सीते हैं
- 9 एक पक्षी
- 10 आदमी



ऊपर से नीचे

- 1 एक जानवर
- 2 सुंदर
- 3 एक वाद्य यंत्र
- 4 पृथ्वी
- 5 निवास
- 7 रंग
- 8 छिलके समेत चावल



६.

अनुच्छेद लिखिए -

"मेरा मनपसंद तोहफा "

कहानी की किताबें पढ़िए और किन्हीं दो कहानियों के नाम व अपने मनपसंद पात्रों के नाम लिखिए -

७.

सत्य सुलेख में पृष्ठ १ से १५ तक कार्य कीजिए -

८ दी गई दोनों कविताएं याद कीजिए और उन्हें अपनी नोटबुक में भी चिपकाइए —

देश बड़ा हो जायेगा

नन्हा बीज एक बो दो तुम,
वही पेड़ बन जाएगा।
छोटा-सा तुम दीप जला दो,
अंधकार मिट जाएगा।
मीठे बोल अगर बोलो तो,
अपनापन बढ़ जाएगा।
बिना रुके चलते जाओ तो,
तुम्हें लक्ष्य मिल जाएगा।
अगर ईट पर ईट धरो तो,
महल खड़ा हो जाएगा।
अच्छे-अच्छे काम करो तो,
दश बड़ा हो जाएगा।



नन्हीं बूँदें

काले-काले बादल की
हम नन्हीं-नन्हीं बूँदें हैं
शीतल जल की, मीठे जल की
नन्हीं-नन्हीं बूँदें हैं।

बादल के पंखों पर बैठ
आसमान से उतर कर आतीं
रिमझिम, छम-छम मीठा गाकर
झूम-झूमकर जल बरसातीं।

मुँह धो देती फूलों का हम
पेड़ों को हरियाली देतीं
जीवन उसको मिल जाता है
जिस प्राणी को हम छू देतीं।

छोटी हैं पर काम बड़े हैं
बूँद-बूँद से सागर भरतीं
बढ़ जाता है जिसको छूतीं
खुशियों से भर जाती धरती।